

 ICOM

HF/50/70MHz TRANSCEIVER

IC-7300

Revolutionary

The Real HF Fun Starts Here



The SD card shown in the photo is not included.

IC-7300 – The Innovative HF Transceiver with High Performance Real-Time Spectrum Scope

■ Class Leading Real-Time Spectrum Scope

The IC-7300's real-time spectrum scope is class-leading in resolution, sweep speed and dynamic range. While listening to received audio, you can check the real-time spectrum scope and quickly move to an intended signal. When you first touch the scope screen around the intended signal, the touched part is magnified. A second touch of the scope screen changes the operating frequency and allows you to accurately tune.

■ Real-Time Spectrum Scope Specifications

Scope system	FFT (Fast Fourier Transform)
Sweep speed	Max. 30 frames/second (approx.), Selectable from slow, mid or fast
Span width	5kHz–1000kHz
Resolution*	1 pixel minimum (approximately)
Waveform display area (vertical axis)	80dB
Reference level adjustment	–20dB to +20dB
Peak level hold function (Max. hold)	ON/OFF/last 10 seconds
Other functions	<ul style="list-style-type: none"> • Averaging indication • Touch screen operation • VBW (Video Band Width) adjustment

* Number of pixels shown at the 60dB level, when receiving a signal.

■ High-Resolution Waterfall Function

The combination of the waterfall function and the real-time spectrum scope assists in maximum receive performance of the IC-7300 and increases QSO opportunities without missing weak signals. The waterfall function shows a change of signal strength over a period of time and allows you to find weak signals that may not be apparent on the spectrum scope.



Spectrum scope + Waterfall

■ Audio Scope Function

The audio scope function can be used to observe various AF characteristics such as microphone compressor level, filter width, notch filter width and keying waveform in the CW mode. Either the transmit or receive audio can be displayed on the FFT scope with the waterfall function and the oscilloscope.



FFT scope/Oscilloscope



HF/50/70MHz TRANSCEIVER

IC-7300

RF Direct Sampling System

The IC-7300 employs an RF direct sampling system. RF signals are directly converted to digital data and processed in the FPGA (Field-Programmable Gate Array), making it possible to simplify the circuit construction. This system is a leading technology making an epoch in amateur radio.

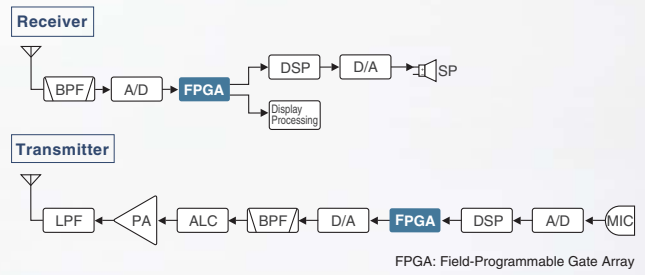
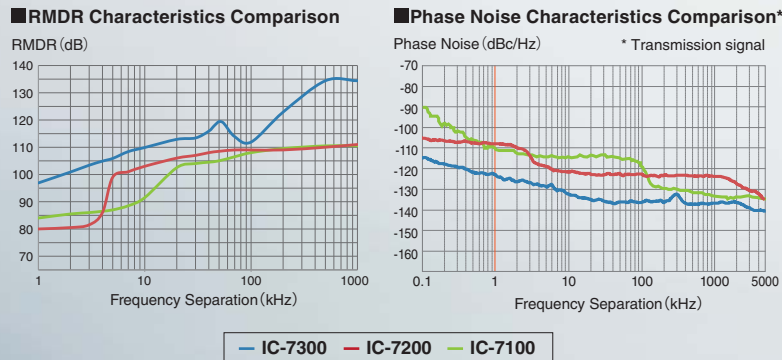
New "IP+" Function

The new "IP+" function improves 3rd order intercept point (IP3) performance. When a weak signal is received adjacent to strong interference, the AD converter is optimized against signal distortion.

Class Leading RMDR (Reciprocal Mixing Dynamic Range) and Phase Noise Characteristics


The IC-7300's RMDR is improved to about 97dB* (typical value) and Phase Noise characteristics are improved about 15dB (at 1 kHz frequency separation) compared to the IC-7200. The superior Phase Noise characteristics reduce noise components in both receive and transmit signals.

* At 1 kHz frequency separation (received frequency: 14.2MHz, MODE: CW, IF BW: 500Hz)



15 Discrete Band-Pass Filters

The IC-7300 has 15 discrete RF band-pass filters. The RF signal is only passed through one of the band-pass filters, while any out of range signals are rejected. High Q factor coils are used to minimize the loss in the RF band-pass filters.



Built-In Automatic Antenna Tuner

The antenna tuner memorizes its settings based on your transmit frequency, so that it can rapidly tune when you change operating bands. The Enforced Tuning function* allows a wide range of temporary antennas to be tuned.



* Do not use the Enforced Tuning function except in case of an emergency. Transmission power may be reduced.

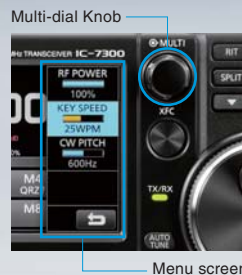
Large Touch Screen Colour TFT LCD

The large 4.3 inch colour TFT touch LCD offers intuitive operation. Using the software keypad of the touch screen, you can easily set various functions and edit memory contents.



Multi-Dial Knob for Smooth Operation

The combination of the multi-dial knob and the touch screen offers quick and smooth operation. When you push the multi-dial knob, menu items are shown on the right side of the display. You can select an item with a touch of the screen and adjust levels by turning the multi-dial knob.



Superior Sound Quality

To offer superior sound quality, a new speaker unit has been incorporated and is allocated dedicated space in the aluminum die-cast chassis.



SD Memory Card Slot for Saving Data

The IC-7300 can store various contents into SD card such as received and transmitted audio, voice memories, RTTY/CW memories, RTTY decode logs and captured screen images. Personal and firmware updating data can also be stored to the SD card for easy setting.

Other features

- New HM-219 hand microphone supplied
- Effective large cooling fan system
- A Multi-function meter
- 101 memory channels (99 regular, 2 scan edges)
- Optional RS-BA1 IP remote control software (the spectrum scope with the waterfall can be observed)
- CW functions: Full break-in, CW reverse, CW auto tuning


Actual size

SPECIFICATIONS

GENERAL	
Frequency coverage	(Unit: MHz)
Receiver*1	0.030-74.800*2
Transmitter*1	1.800-1.999, 3.500-3.800, 7.000-7.200, 10.100-10.150, 14.000-14.350, 18.068-18.168, 21.000-21.450, 24.890-24.990, 28.000-29.700, 50.000-52.000, 70.000-70.500
*1 70 MHz band is for EUR version. Each frequency range is differ according to versions. *2 Guaranteed range: 0.500-29.999, 50.000-54.000, 70.000-70.500 MHz.	
Mode	SSB, CW, RTTY, AM, FM
Number of channels	101 (99 regular, 2 scan edges)
Antenna connector	SO-239 (50 Ω)
Power supply requirement	13.8 V DC ±15%
Power consumption	Tx 21 A (at 100 W output power) Rx 0.9 A typical (Standby), 1.25 A (Maximum audio)
Operating temperature range	-10 °C to +60 °C; 14 °F to 140 °F
Frequency stability	Less than ±0.5 ppm (-10°C to +60°C; 14°F to 140°F)
Frequency resolution	1 Hz
Dimensions (projections not included)	240 × 94 × 238 mm; 9.45 × 3.7 × 9.37 in (W × H × D)
Weight (approximately)	4.2 kg; 9.26 lb
TRANSMITTER	
Output power	SSB, CW, FM, RTTY 2-100 W (HF/50 MHz), 2-50 W (70 MHz) AM 1-25 W (HF/50 MHz), 1-12.5 W (70 MHz)
Modulation system	SSB Digital P.S.N. modulation AM Digital Low power modulation FM Digital Reactance modulation
Spurious emissions	HF bands Less than -50 dB 50 MHz band Less than -63 dB 70 MHz band Less than -60 dB
Carrier suppression	More than 50 dB
Unwanted sideband	More than 50 dB
Microphone impedance	600 Ω
RECEIVER	
Receiver system	Direct Sampling Superheterodyne
Intermediate frequency	36 kHz
Sensitivity*3	0.5- 1.8 MHz 1.8- 29.995 MHz 50 MHz band 70 MHz bands
SSB/CW (BW: 2.4 kHz at 10 dB S/N)	- 0.16 μV 0.13 μV 0.16 μV
AM (BW: 6 kHz at 10dB S/N)	12.6 μV 2.0 μV 1.0 μV 1.0 μV
FM (BW: 15 kHz at 12 dB SINAD)	- 0.5 μV (28.0- 29.7 MHz) 0.25 μV 0.25 μV
Squelch sensitivity*3 (Threshold)	SSB: Less than 5.6 μV, FM: Less than 0.3 μV
*3 HF: Preamp 1 ON, 50/70 MHz: Preamp 2 ON	
Selectivity (sharp filter shape)	More than Less than
SSB (BW: 2.4 kHz)	2.4 kHz/-6 dB 3.4 kHz/-40 dB
CW (BW: 500 Hz)	500 Hz/-6 dB 700 Hz/-40 dB
RTTY (BW: 500 Hz)	500 Hz/-6 dB 800 Hz/-40 dB
AM (BW: 6 kHz)	6.0 kHz/-6 dB 10 kHz/-40 dB
FM (BW: 15 kHz)	12.0 kHz/-6 dB 22 kHz/-40 dB
Spurious and image rejection ratio	HF: More than 70 dB 50/70 MHz: More than 70 dB (Except for ADC Aliasing)
Audio output power	More than 2.5 W (at 10% distortion with an 8 Ω load, 1 kHz)
TUNER	
Frequency range	1.9-70 MHz bands
Matching impedance range	16.7 Ω-150 Ω unbalanced (VSWR better than 1:3)
Tuning accuracy	VSWR 1: 1.5 or less
Tuning time	2-3 seconds (Maximum 15 seconds)

All stated specifications are subject to change without notice or obligation.

Rear Panel View



OPTIONS

Some options may not be available in some countries. Please ask your dealer for details.

PS-126 DC POWER SUPPLY 13.8 V DC, 25 A max. output.	AH-4 HF+50M Hz AUTOMATIC ANTENNA TUNER Covers 3.5-54 MHz with a 7 m (23 ft) or longer wire antenna.	AH-2b ANTENNA ELEMENT Covers 7-54 MHz. Use with AH-4.	AH-740 AUTOMATIC TUNING ANTENNA Covers 2.5-30 MHz (amateur band). OPC-2321 is required.
HM-219 HAND MICROPHONE Same as supplied.	AH-710 FOLDED DIPOLE ANTENNA Covers 1.9-30 MHz bands.	AH-5NV NVIS KIT Fiberglass mobile mounting antenna element for use with AH-740. Covers 2.2-30 MHz (amateur band) with AH-740.	

EXTERNAL SPEAKERS

SP-38 High quality audio and matching height Max. input: 7 W 	SP-23 4 audio filters; headphone jack Max. input: 5 W 	SP-33 Wooden box speaker. Max. input: 5 W 	SP-34 4 audio filters; headphone jack Max. input: 5 W 	SP-35 (2 m; 6.6 ft cable) SP-35L (6 m; 19.7 ft cable) Compact mobile external speaker. Max. input: 7 W
---	--	--	--	---

DESKTOP MICROPHONES

SM-50 Dynamic desktop microphone Includes [UP/DOWN] switches and a low cut function. 	SM-30 Compact, lightweight electret desktop microphone. 	IC-PW1EURO HF+50 MHz 1kW HF LINEAR AMPLIFIER OPC-599 is required.
---	---	--

MB-118 MOBILE MOUNTING BRACKET

For mounting the radio in a vehicle.

CT-17 CI-V LEVEL CONVERTER

For remote transceiver control from a PC equipped with an RS-232C port.

RS-BA1 IP REMOTE CONTROL SOFTWARE

For use with RS-BA1.

RC-28 USB REMOTE ENCODER

For use with RS-BA1.

- **MB-123** CARRYING HANDLE
- **OPC-420** CONTROL CABLE for connection with AH-4 (10 m)
- **OPC-2321** CONTROL CABLE for connection with AH-740 (6 m)
- **OPC-599** CABLE ADAPTER Converts 13-pin ACC connector to 7-pin + 8-pin ACC connectors.

Supplied accessories: (May differ depending on version)

- Hand microphone, HM-219
- DC power cable
- Fuses
- Plugs

Icom, Icom Inc. and Icom logo are registered trademarks of Icom Incorporated (Japan) in Japan, the United States, the United Kingdom, Germany, France, Spain, Russia, Australia, New Zealand and/or other countries. This product includes "zlib" and "libpng" open source software, and is licensed according to the open source software license.

Les spécifications et informations données dans ce document peuvent être modifiées sans préavis. La configuration du poste peut varier suivant les versions.

Icom France s.a.s.

Zac de la Plaine - 1, Rue Brindejonc des Moulinais
BP 45804 - 31505 TOULOUSE CEDEX 5
Tél : +33 (0)5 61 36 03 03 - Fax : +33 (0)5 61 36 03 00
WEB ICOM : <http://www.icom-france.com>
E-mail : icom@icom-france.com



FOUNDING MEMBER OF



CACHET DISTRIBUTEUR

